

The Clifton Compost

Your Clifton Garden Newsletter

May 2026

RHS APPROVED!

Alison and the students were celebrating this week as the school was awarded RHS School Gardening Awards Level 1.

This means that we understand the benefits of gardening. We know how good it is for us physically and mentally.


It also means that our space is accessible. This means that everyone can get out there growing!

Alison was over the moon. She said "This award is the result of months of hard work from staff and students. This is just the start of our journey, though. It's level two next!



To achieve level two, we need everyone at Clifton to be involved. That's staff and students! We also need to use the garden to support our wellbeing.

We have some jobs you can help with on page 7. Get involved!



WHAT'S HAPPENING THIS MONTH?

Alison tells us what's going on in the gardens this month. It sounds very busy!

We've been planting lots of seeds in the polytunnel this month.


We've got tomatoes, peppers, garlic, spring onions, basil, squash, cucumbers and even gala melon.

What a feast!



We've also been busy with the raised beds. There are leeks, cabbage and purple-headed cauliflower growing.

There are also a wide variety of different potatoes. We'll be able to roast, bake, mash and fry them for months!



Jeno's Flavour Farm

Jenson spent the afternoon looking around the gardens and allotments. This is what he did!



I examined and ate some fresh basil. It's hard to explain what it tasted like but it was like it had a sweetener. It's leafy but I could imagine what food it would taste nice with. It would be good with a soup or a pasta. I'm now a big basil head!

We examined some poppies. You could see how it was growing from the middle. It looked like a bee at first but I could see how it was growing. It looked very different to the paper ones. It looks more real. It was like playing a game with much better graphics!



We spent some time at the pond. Alison is trying to use it to attract dragonflies and different insects.

The strawberries were growing well. They look a bit like daisies when they are growing.



JON'S WILDLIFE WATCH

Jon keeps a keen eye on the many species of wildlife that live around The Clifton Centre. Here



We saw a young deer fawn resting in the grass. The mother



Blackcap



Goldcrest

Birds are busy nesting and feeding young while the insects are out.

This means larger birds such as magpies and crows



We were visited by a parakeet recently! These are escaped birds that have spread throughout large parks in cities such as London




The foxes have been active during the morning, and there seems



Bullfinch



Chiffchaff



Nuthatch

RECIPE OF THE MONTH

RATATOUILLE

Every month, Claire and Amin share a great seasonal recipe for you to try. The ingredients used are all at their best this month!


May's recipe is ratatouille. It's a warming, healthy dish that provides all of your five-a-day. Serve it with fresh, crusty bread,

Ingredients

- 2 aubergines
- 3 medium courgettes
- 2 red peppers
- 2 tbsp olive oil
- 1 large onion (finely diced)
- 3 garlic cloves (crushed)
- 2x 400g cans chopped tomatoes
- 1tsp dried oregano
- Small bunch basil (chopped)
- 1tbsp red wine vinegar
- 1-2 tbsp sugar

Method

1. Dice the aubergine, courgette and pepper into 3cm chunks.
2. Heat the olive oil in a deep pan over a medium heat.
3. Fry the onion for 10 minutes until soft.
4. Add the chopped veg and fry for another 10 minutes until soft.
5. Stir in the garlic and fry for another minute.
6. Add the tomatoes and half a can of water.
7. Simmer for 20 minutes, stirring occasionally. The veg should be tender and the sauce thick,
8. Season with vinegar and sugar.



Watering Schedule

Our garden needs lots of water! This is our current watering schedule. If you would like to help out (staff or students!) please speak to Alison.

| | |
|-----------|-----------------|
| Monday | Alison and Evie |
| Tuesday | Amin and Lizzie |
| Wednesday | Amin and Lizzie |
| Thursday | Ruth and Jason |
| Friday | Alison |



We always need help in the garden and at The Clifton Compost. If you like the sound of these jobs, please speak to David. We would love to have your support!

If you have any ideas of your own, please let David or Alison know.

Writing

Watering

Weeding

Planting

Digging

Photography



To Be Planted In June



Pak choi is a leafy vegetable that is perfect in a stir fry.



Sow a few spring onions every week so you have a steady supply.



Early June is your last chance to plant pumpkins.

Flowering In June



Roses come in lots of colours and smell great!



Lillies look great and are very popular. They are poisonous to cats, though!



Picking sweet peas encourages even more flowers to grow!



Plant of the Month

Titan arum is one of the smelliest plants on Earth.

Nicknamed the corpse flower, it has an incredibly foul smell of rotten flesh when in bloom. This nauseating odour is produced to attract pollinators that love to feed and breed on flesh.

Titan arum only grows in the rainforests of Suma-

